



Cite this: *Chem. Commun.*, 2025, 61, 1689

Received 11th November 2024,
Accepted 19th December 2024

DOI: 10.1039/d4cc06005a

rsc.li/chemcomm

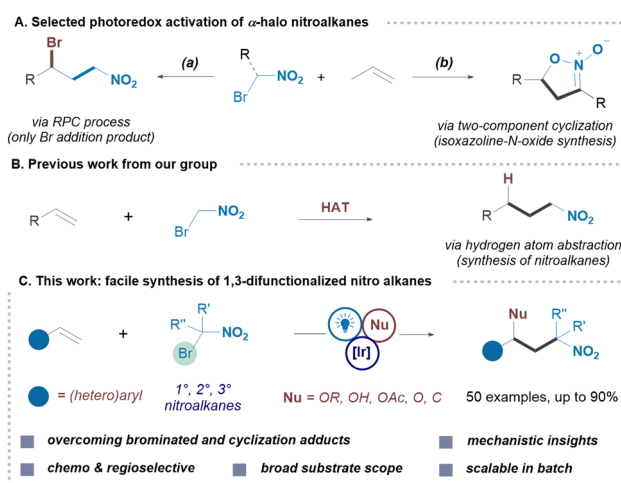
Photoredox radical/polar crossover enables carbo-heterofunctionalization of alkenes: facile access to 1,3-difunctionalized nitro compounds†

Subrata Patra, , Vasiliki Valsamidou, , Bhargav N. Nandasana and Dmitry Katayev *

Herein, we present an efficient and practical method for multicomponent carbo-heterofunctionalization of alkenes via radical-polar crossover photoredox catalysis. Employing geminal bromonitroalkanes as redox-active reagents with a wide range of O-centered nucleophiles allows rapid access to various 1,3-difunctionalized nitro compounds, including β -nitro ketones, 1,3-nitro alcohols, 1,3-nitro ethers as well as cyclic molecules.

Alkenes, readily accessible from renewable feedstocks, serve as versatile intermediates in organic synthesis and are essential for constructing complex molecules.¹ Selective difunctionalization of alkenes, especially radical-mediated approaches, efficiently increases molecular complexity.² Nitratative difunctionalization of alkenes enables the preparation of substituted nitroalkanes, which have broad applications in synthesis,³ biology,⁴ materials science,⁵ and agrochemistry.⁶ This highlights the demand for efficient and streamlined methods to access nitro-functionalized compounds.⁷ The nitro group also serves as a versatile precursor for amines, aldehydes, and carboxylic acids, further emphasizing their importance.^{3,8} As a result, the development of synthetic methods for nitro-derived molecules has garnered considerable attention. While the 1,2-nitratative difunctionalization of alkenes is well-established, 1,3-difunctionalization remains relatively underexplored.⁹ This approach, particularly with the concurrent installation of O-centered substituents, offers efficient pathways to β -nitro ketones, 1,3-nitro alcohols, and ethers, valuable building blocks for organic synthesis.¹⁰ In addition, these nitro derivatives can be reduced to important intermediates, including 1,3-amino ketones and 1,3-amino alcohols.¹¹

gem-Halonitroalkanes are known for their ability to introduce nitro-derived motifs, with their α -acidic protons making them well-suited for various nucleophilic and cycloaddition reactions.¹² Recent advancements in photoredox activation of



Scheme 1 (A) Previous photoredox activation of α -halo nitroalkanes. (B) Our work on synthesis of nitroalkanes. (C) This work: direct access to the 1,3-difunctionalized nitro compound from olefins.

redox-active reagents have allowed the utilization of *gem*-halonitroalkanes in radical functionalization of alkenes.¹³ The Ooi group developed a photocatalytic system for reaction of α -bromonitroalkanes with styrenes, yielding either γ -bromo nitroalkanes or isoxazoline-*N*-oxides, though in moderate yields (Scheme 1A).¹⁴ The Reiser¹⁵ and Jiao¹⁶ groups also explored *gem*-halonitroalkanes in photocatalytic nitroalkylation of alkenes and silyl enol ethers, respectively.

Our group has long focused on developing sustainable methods for the synthesis of nitro compounds, including an approach based on radical nitratative difunctionalization of olefins.¹⁷ Very recently we revealed anti-Markovnikov hydronitration and hydronitroalkylation of alkenes to access terminal nitroalkanes.¹⁸ Using thiol-based hydrogen atom donors, we successfully inhibited the formation of brominated and isoxazoline-*N*-oxide adducts (Scheme 1B). Building on this process, we proposed that the transient alkyl radical (Giese-type intermediate) formed by addition of nitroalkyl radicals could be

Department of Chemistry, Biochemistry and Pharmaceutical Sciences, University of Bern, Freiestrasse 3, 3012 Bern, Switzerland. E-mail: dmitry.katayev@unibe.ch

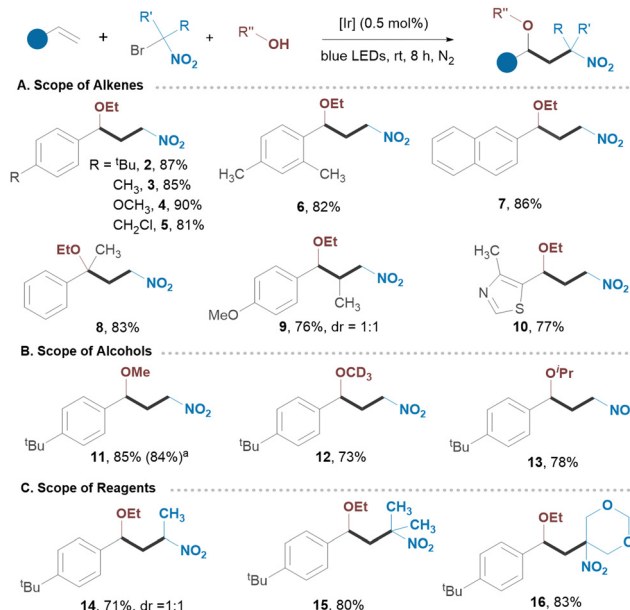
† Electronic supplementary information (ESI) available. See DOI: <https://doi.org/10.1039/d4cc06005a>



oxidized to a carbocation using a photocatalyst. Sequestering bromide ions reduces bromide's role as a nucleophile, paving the way for diverse nucleophilic reactions and facilitating the synthesis of novel 1,3-difunctionalized nitro compounds.

We began the reaction development using 4-*tert*-butylstyrene **1** as a model substrate, bromonitromethane as a redox-active reagent ($E_{1/2}^{\text{red}} = -0.87$ V vs. SCE), and ethanol as a nucleophile. After screening various parameters (see the ESI† for details), we observed the desired reactivity in the presence of only 0.5% Ir-based photocatalyst, Ag_2CO_3 (0.7 equiv.), EtOH (5.0 equiv.) in MeCN under 440 nm visible light irradiation for 8 hours (Table 1, entry 1). Attempts to enhance the reactivity using other classes of photocatalysts have proven unsuccessful (entries 2 and 3), while MeCN as a solvent provided the best conversion (entries 4 and 5). Interestingly, silver salts (entries 6–8) act as effective halogen scavengers to prevent side reactions, with Ag_2CO_3 standing out for its ability to efficiently suppress C–Br bond formation and enable a seamless RPC reaction.^{16b} After identifying optimal conditions, we proceeded to evaluate the substrate scope by testing several styrene derivatives, alcohols, and *gem*-bromonitroalkanes as reagents.

Common functionalities at *o*- and *p*-positions of styrenes were examined, revealing a great level of site-selectivity, with product yields ranging from 81 to 90% (Scheme 2A). Notably, the benzylic chlorine in **5** remained intact under established conditions. Naphthalene and thiazole derivatives also exhibited great reactivity (**7**, **10**). Likewise, α,α -disubstituted and α,β -disubstituted olefins provided the corresponding products **8** and **9** in good yields. Varying alcohols as shown in Scheme 2B did not significantly affect the outcome of the reaction suggesting that both linear and branched alcohols can be employed. We then utilized substituted *gem*-bromo-nitroalkanes as reagents, obtaining secondary nitroalkanes from 1-bromo-1-nitroethane and tertiary nitroalkanes from 2-bromo-2-nitropropane or 2-bromo-2-nitro-1,3-dioxane. These highly substituted adducts **14**–**16** were isolated in excellent yields with great selectivity. To demonstrate



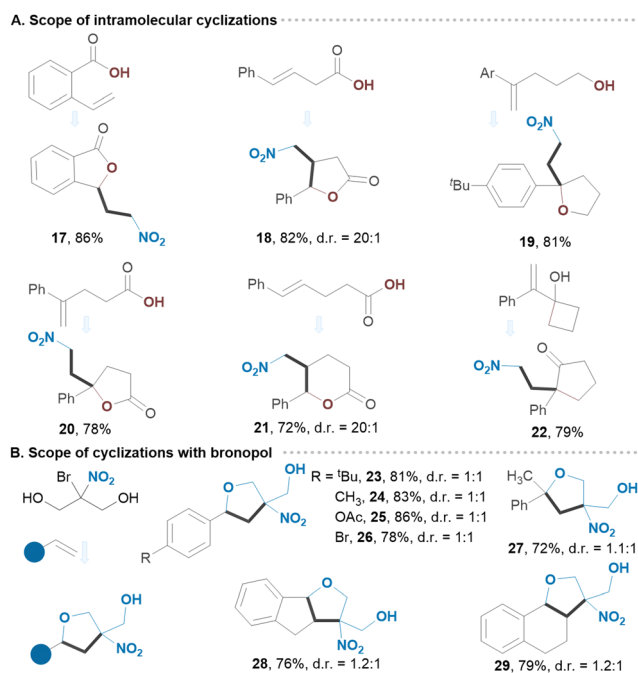
Scheme 2 (A)–(C) Synthesis 1,3-nitroethers. Conditions: alkene (0.2 mmol, 1.0 equiv.), *fac*-[Ir(ppy)₃] (0.5 mol%), reagent (1.4 equiv.), Ag_2CO_3 (0.7 equiv.), ROH (5.0 equiv.), MeCN, blue LEDs, rt, 8 h; yields refer to isolated products.^a Scale-up in batch: 10 mmol of alkene, 24 h.

the scalability of our protocol, we extended the reaction time for substrate **1** to 24 hours in a batch process (10.0 mmol), achieving an isolated yield of 84%. We next applied our strategy to the intramolecular processes, including radical-triggered lactonization and cycloetherification of olefins as well as semipinacol-type rearrangements (Scheme 3A). For example, carboxylic acid and

Table 1 Investigation of the reaction conditions

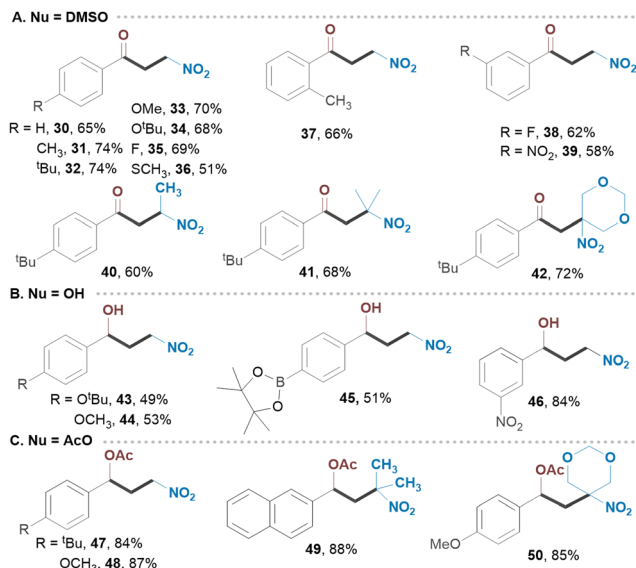
Entry	Variation of the optimal conditions ^a	2 ^b (%)
1	None	91 (87) ^c
2	[Ru]/[Mes-Acr]	88/3
3	[PTH]/[4CzIPN]	31/81
4	DMF/THF	0/6
5	DCE/DMC	31/25
6	$\text{AgNO}_2/\text{AgNO}_3$	16/27
7	$\text{CF}_3\text{CO}_2\text{Ag}/\text{PhCO}_2\text{Ag}$	57/11
8	$\text{Na}_2\text{CO}_3/\text{Cs}_2\text{CO}_3/\text{K}_2\text{CO}_3$	Up to 42

^a Reaction conditions: **1** (1.0 equiv.), [Ir] (0.5 mol%), BrCH_2NO_2 (1.4 equiv.), Ag_2CO_3 (0.7 equiv.), EtOH (5.0 equiv.), MeCN (0.04 M), blue LEDs, rt, 8 h, N_2 . ^b Yields were determined by GC-MS against *n*-decane as an internal standard. ^c Isolated yield. [Ir] = *fac*-Ir(ppy)₃; [Ru] = Ru(bpy)₃(PF₆)₂.



Scheme 3 (A) and (B) Scope of intramolecular cyclizations using bromonitromethane and bronopol as redox active reagents.



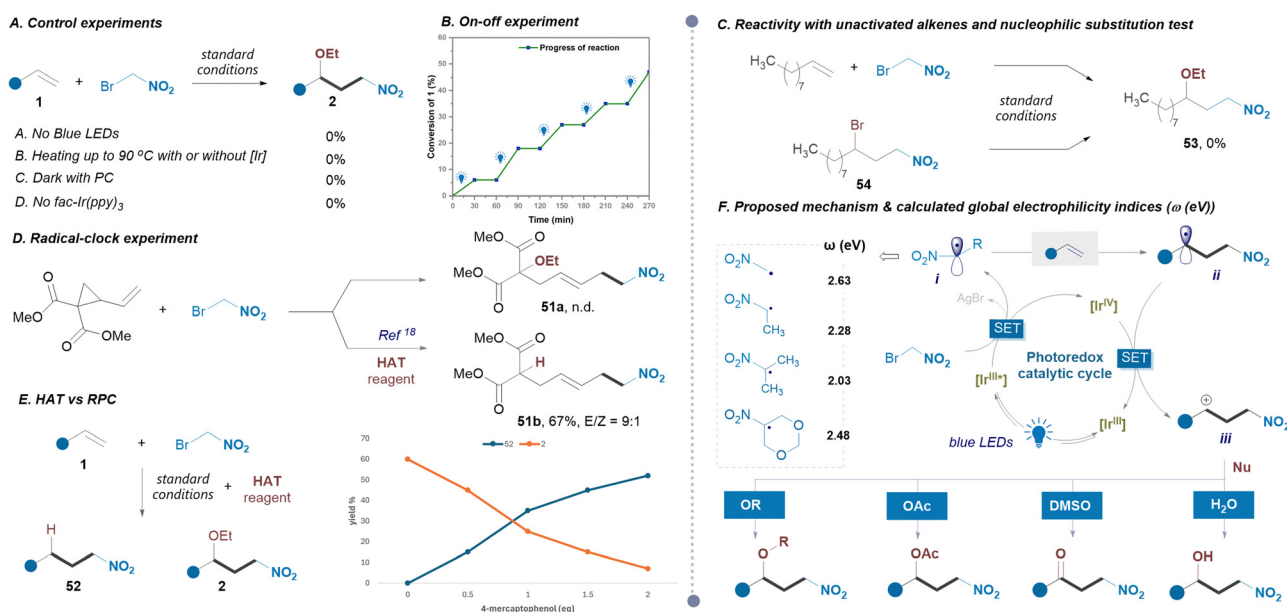


Scheme 4 (A)–(C) Scope of O-centered nucleophiles.

alcohol derivatives underwent smooth cycloaddition reactions, yielding the corresponding lactones or substituted furans with nitro groups in their structures. Allylic alcohol derivative underwent a semipinacol-type rearrangement, forming an all-carbon quaternary γ -nitro ketone **22**. Bronopol (2-bromo-2-nitropropane-1,3-diol), a widely used antimicrobial preservative, pharmaceutical, and industrial product, was also explored as a reagent.¹⁹ The intriguing property of this molecule is its potential to be used as a bifunctional reagent, and we were pleased to see that a number of highly substituted furan derivatives can be easily generated in excellent isolated yields (**23–29**) (Scheme 3B). We envision that this method will find application in the synthesis of polycyclic molecules. Since the

protocol generates a carbocation intermediate, we hypothesized that conducting the reaction in the presence of DMSO would facilitate rapid access to biologically important β -nitro ketones (Scheme 4A). Notably, various styrene derivatives featuring electron-donating and electron-withdrawing aryl substituents were efficiently difunctionalized (**30–39**). Varying different *gem*-bromonitroalkanes in the presence of DMSO has also resulted in the formation of β -nitro ketones with nitro groups located at secondary or tertiary carbon centres (**40–42**). The direct synthesis of 1,3-nitro alcohols can also be achieved by switching the nucleophile to water (**43–46**) (Scheme 4B). Notably, when no external nucleophiles were used and Ag₂CO₃ was replaced with AgOAc, the latter served as both a trap for halogen ions and a source of nucleophile, resulting in the formation of 1,3-nitroesters **47–50** (Scheme 4C).

Following the successful exploration of the substrate scope, we then examined the reaction mechanism. Control experiments (Scheme 5A) highlighted the crucial roles of both the photocatalyst and light. No reaction was observed, even under heating at 90 °C. Adding radical scavengers, such as TEMPO or BHT completely inhibited the reaction, indicating a likely radical pathway. The reaction occurred smoothly under visible light but halted immediately in its absence, as confirmed by on-off experiments, indicating a photoredox catalytic pathway rather than a radical chain (Scheme 5B). The reaction of the unactivated alkene 1-decene led to no product formation, suggesting the RPC mechanism, as the Ir^{IV} species is not expected to effectively oxidize the alkyl radical intermediate. Also, no product **53** was found when subjecting **54** to our conditions (Scheme 5C). Interestingly, a radical clock experiment did not yield the expected product **51a** (Scheme 5D). However, in the presence of the HAT reagent, the ring-opening product **51b** was obtained, supporting the involvement of an alkyl radical intermediate. Furthermore, a competition reaction



Scheme 5 Mechanistic studies (A)–(E) and plausible reaction pathway (F). TEMPO = (2,2,6,6-tetramethylpiperidin-1-yl)oxyl, BHT = butylated hydroxytoluene.



experiment with increasing amounts of the HAT reagent showed that as the HAT reagent increases, hydride addition product formation also increases, with 2 equivalents yielding product **52** exclusively (Scheme 5E). This suggests that the HAT process with a Giese-type intermediate outpaces its oxidation to the corresponding carbocation by Ir^{IV}. Building on this experimental evidence and our previous findings, we propose that the reagent undergoes a reductive single electron transfer (SET) process, yielding an electrophilic α -nitroalkyl radical²⁰ (**i**) and a bromide ion, with the latter being trapped by the silver salt (Scheme 5F). The high global electrophilicity of nitroalkyl radicals (Scheme 5F) can be attributed to the stabilization of radicals *via* its π -delocalization with electron-withdrawing nitro group. In a subsequent reaction with alkene, the intermediate **ii** is formed and then oxidized to carbocation **iii** by a photocatalyst. The presence of nucleophiles enables to tuning the reactivity of carbocation, providing access to 1,3-disubstituted nitro compounds.

In summary, we have demonstrated that α -bromo nitroalkanes can act as redox-active reagents and, in the presence of silver carbonate, be employed in a net-neutral radical-polar crossover (RPC) strategy. This approach enables diverse nitrative difunctionalization reactions with O-centered nucleophiles as coupling partners, achieving excellent regioselectivity. The ongoing exploration of *gem*-halonitroalkanes as reagents in molecular design using RPC and radical ligand transfer (RLT) mechanisms, as well as the role of silver salts in suppressing the ATRA process, is currently being investigated by our group.

D. K. acknowledges the Swiss National Science Foundation (SNSF, PCEFP2_186964) and the University of Bern for financial support of this research. We thank Dr A. J. Fernandes for calculating the philicity parameters of nitroalkyl radicals.

Data availability

The data supporting this article (original ¹H and ¹³C NMR spectra, HRMS) have been included as part of the ESI† For the known compounds, we provide our spectra with the corresponding literature references. The manuscript does not contain X-ray data. The ESI† file includes additional optimization tables that are not part of the manuscript.

Conflicts of interest

There are no conflicts to declare.

Notes and references

- (a) Z. Dong, Z. Ren, S. J. Thompson, Y. Xu and G. Dong, *Chem. Rev.*, 2017, **117**, 9333–9403; (b) B. Trost, *Science*, 1991, **254**, 1471–1477; (c) T. Ren, M. Patel and K. Blok, *Energy*, 2006, **31**, 425–451; (d) H. K. Hall Jr, *Angew. Chem., Int. Ed. Engl.*, 1983, **22**, 440–455.
- (a) L.-Q. Lu, J.-R. Chen and W.-J. Xiao, *Acc. Chem. Res.*, 2012, **45**, 1278–1293; (b) A. Y. Rulev, *Angew. Chem., Int. Ed.*, 2023, **26**, e2023004; (c) H. Jiang and A. Studer, *Chem. Soc. Rev.*, 2020, **49**, 1790–1811; (d) A. Studer and D. P. Curran, *Angew. Chem., Int. Ed.*, 2016, **55**, 58–102; (e) P. Renaud and M. P. Sibi, *Radicals in Organic Synthesis*, Wiley-VCH, Weinheim, Germany, 2001; (f) X.-W. Lan, N.-X. Wang and Y. Xing, *Eur. J. Org. Chem.*, 2017, 5821–5851; (g) M. Yan, J. C. Lo, J. T. Edwards and P. S. Baran, *J. Am. Chem. Soc.*, 2016, **138**, 12692–12714.
- (a) N. Ono, *The Nitro Group in Organic Synthesis*, Wiley-VCH, New York, 2001; (b) R. Ballini, A. Palmieri and L. Barboni, *Chem. Commun.*, 2008, 2975–2985; (c) J. N. Kim, J. H. Song and E. K. Ryu, *Synth. Commun.*, 1994, **24**, 1101–1105; (d) D. Seebach, E. W. Colvin, F. Lehr and T. Weller, *Chimia*, 1979, **33**, 1–18; (e) G. Rosini and R. Ballini, *Synthesis*, 1988, 833–847.
- K. Nepali, H.-Y. Lee and J.-P. Liou, *J. Med. Chem.*, 2019, **62**, 2851–2893.
- (a) S. Ram and R. E. Ehrenkauf, *Tetrahedron Lett.*, 1984, **25**, 3415–3418; (b) F. R. F. Fan, Y. Yao, L. Cai, L. Cheng, J. M. Tour and A. J. Bard, *J. Am. Chem. Soc.*, 2004, **126**, 4035–4042; (c) A. A. Kulkarni, *Beilstein J. Org. Chem.*, 2014, **10**, 405–424.
- (a) S. Noriega, J. Cardoso-Ortiz, A. Lopez-Luna, Ma. Del R. Cuevas-Flores and J. A. F. De La Torre, *Pharmaceuticals*, 2022, **15**, 717; (b) C. Kannigadu and D. N'Da, *Curr. Pharm. Des.*, 2020, **26**, 4658–4674.
- (a) G. Yan and M. Yang, *Org. Biomol. Chem.*, 2013, **11**, 2554–2566; (b) N. Kornblum, *Org. React.*, 2011, **12**, 101–156.
- (a) A. G. Barrett and G. G. Graboski, *Chem. Rev.*, 1986, **86**, 751–762; (b) R. Ballini and M. Petrini, *Tetrahedron*, 2004, **60**, 1017–1047; (c) R. Ballini and M. Petrini, *Adv. Synth. Catal.*, 2015, **357**, 2371–2402.
- (a) S. Patra, I. Mosiagin, R. Giri and D. Katayev, *Synthesis*, 2022, 3432–3472; (b) S. Patra, V. Valsamidou and D. Katayev, *Chimia*, 2024, **78**, 32.
- (a) G. Rosini, R. Ballini and P. Sorrenti, *Tetrahedron*, 1983, **39**, 4127–4132; (b) R. Öhrlein, W. Schwab, R. Ehrler and V. Jäger, *Synthesis*, 1986, 535–538; (c) A. P. Kozikowski and L.-P. Wu, *Synlett*, 1991, 465–468; (d) J. K. Addo, P. Teesdale-Spittle and J. O. Hoberg, *Synthesis*, 2005, 1923–1925; (e) F. A. Luzzio and R. W. Fitch, *J. Org. Chem.*, 1999, **64**, 5485–5493; (f) S. Gabrielli, A. Palmieri, A. Perosa, M. Selva and R. Ballini, *Green Chem.*, 2011, **13**, 2026–2028.
- (a) W. S. McCall, T. A. Grillo and D. L. Comins, *J. Org. Chem.*, 2008, **73**, 9744–9751; (b) N. H. Nguyen, A. B. Hughes and B. E. Sleeb, *Curr. Org. Chem.*, 2014, **18**, 260–289; (c) S. M. Lait, D. A. Rankic and B. A. Keay, *Chem. Rev.*, 2007, **107**, 767–779; (d) R. W. Bates and K. Sa-Ei, *Tetrahedron*, 2002, **58**, 5957–5978; (e) F. Kudo, A. Miyana and T. Eguchi, *Nat. Prod. Rep.*, 2014, **31**, 1056–1073; (f) J. P. Gaughran, M. H. Lai, D. R. Kirsch and S. J. Silverman, *J. Bacteriol.*, 1994, **176**, 5857–5860; (g) M. Altmeyer, E. Amtmann, C. Heyl, A. J. Scheidig and C. D. Klein, *Bioorg. Med. Chem. Lett.*, 2014, **24**, 5310–5314; (h) C. F. Deacon, *Nat. Rev. Endocrinol.*, 2020, **16**, 642.
- (a) B. Shen, D. M. Makley and J. N. Johnston, *Nature*, 2010, **465**, 1027–1032; (b) B. A. Vara and J. N. Johnston, *J. Am. Chem. Soc.*, 2016, **138**, 13794–13797; (c) K. Tokumaru and J. N. Johnston, *Chem. Sci.*, 2017, **8**, 3187–3191; (d) J. A. Bing, N. D. Schley and J. N. Johnston, *Chem. Sci.*, 2022, **13**, 2614–2623; (e) I. Smajlagic, J. N. Johnston and T. Dudding, *Chem. – Eur. J.*, 2023, **29**, e202204066.
- (a) D. Uruguchi, Y. Tsuchiya, T. Ohtani, T. Enomoto, S. Masaoka, D. Yokogawa and T. Ooi, *Angew. Chem., Int. Ed.*, 2020, **59**, 3665–3670; (b) X. Fang, P. Wang, W. Yi, W. Chen, S. Lou and G. Liu, *J. Org. Chem.*, 2019, **84**, 15677–15684; (c) G. Hirata, T. Shimada and T. Nishikata, *Org. Lett.*, 2020, **22**, 8952–8956.
- Y. Tsuchiya, R. Onai, D. Uruguchi and T. Ooi, *Chem. Commun.*, 2020, **56**, 11014–11017.
- A. Reichle, M. Koch, H. Sterzel, L.-J. Großkopf, J. Floss, J. Rehbein and O. Reiser, *Angew. Chem., Int. Ed.*, 2023, **62**, e202219086.
- (a) Y. Guo, S. Ma, L. Shi, L. Liu, X. Lei and P. Jiao, *Org. Chem. Front.*, 2023, **10**, 2257–2262; (b) S. Ma, Y. Guo, L. Liu, L. Shi, X. Lei, X. Duan and P. Jiao, *J. Org. Chem.*, 2023, **88**, 4743–4756.
- (a) R. Calvo, K. Zhang, A. Passera and D. Katayev, *Nat. Commun.*, 2019, **10**, 3410–3418; (b) S. Patra, R. Giri and D. Katayev, *ACS Catal.*, 2023, **13**, 16136–16147; (c) K. Zhang, B. Jelier, A. Passera, G. Jeschke and D. Katayev, *Chem. – Eur. J.*, 2019, **25**, 12929–12939; (d) R. Giri, S. Patra and D. Katayev, *ChemCatChem*, 2023, **15**, e202201427; (e) S. Patra, B. N. Nandasana, V. Valsamidou and D. Katayev, *Adv. Sci.*, 2024, **11**, 2402970; (f) S. Patra, I. Mosiagin, R. Giri, T. Nauser and D. Katayev, *Angew. Chem., Int. Ed.*, 2023, **62**, e202300533 (*Angew. Chem.*, 2023, **135**, e2023005338); (g) A. J. Fernandes, V. Valsamidou and D. Katayev, *Angew. Chem., Int. Ed.*, 2024, **63**, e202411073.
- S. Patra and D. Katayev, *Chem. – Eur. J.*, 2024, e202403654.
- M. Kireche, J.-L. Peiffer, D. Antonios, I. Fabre, E. Giménez-Arnau, M. Pallardy, J.-P. Lepoittevin and J.-C. Ourlin, *Chem. Res. Toxicol.*, 2011, **24**, 2115–2128.
- A. J. Fernandes, R. Giri, K. N. Houk and D. Katayev, *Angew. Chem., Int. Ed.*, 2024, **63**, e202318377.

